

Get the most out of your statement

Your statement is broken down into **five** straight-forward categories, each designed to help you understand how your investments are performing:

- Measure overall account performance, past and present
- Track incoming/outgoing fees and rebates
- Monitor your portfolio's position allocation

Talk to us, follow us, watch us

For help with your account, Monday to Friday, 8 a.m. to 8 p.m. ET:

- Visit [chat](#) and we can help you immediately
- Call us at 1.888.783.7866
- Email support@questrade.com

For all other help, join the conversation:

- On [the Exchange](#), your online community
- Follow us on [Facebook](#) or [Twitter](#)
- Tune into our [YouTube](#) channel
- Visit our [LinkedIn](#) page

ACCOUNT STATEMENT

Order execution only account

Current month balance: **\$303,644.89**

(January 29, 2021)

Last month balance: **\$288,306.57**

(December 31, 2020)

MARK LEPORE

636 SHAFER AVE SAULT STE MARIE
ON P6C 3R9

Account #: 26622580

Type: Individual Margin

Currency: CAD/USD

Current month: January 29, 2021

Account opened: May 18, 2012

Dealer: Questrade, Inc.

CONTENT

01 SUMMARY

An overview of current and historical balances.

02 PERFORMANCE

Your current and historical rate of return.

03 INVESTMENT DETAILS

A detailed summary of cash and settled positions.

04 ACTIVITY DETAILS

A breakdown of cash and position changes during the month.

05 TRADES TO SETTLE AFTER MONTH END

A summary of all trades not settled by the end of the month.

01. SUMMARY

Balances

Combined in (CAD)¹

| | CURRENT MONTH | | | PREVIOUS MONTH | | |
|------------------------------|------------------------------------|--|--------------------|------------------------------------|--|--------------------|
| | Owned Cash/Securities ² | Borrowed cash/ securities shorted ³ | Total ⁴ | Owned cash/securities ² | Borrowed cash/ securities shorted ³ | Total ⁴ |
| Cash | 36,574.79 | - | 36,574.79 | 52,719.86 | - | 52,719.86 |
| Mutual funds | 8,542.90 | - | 8,542.90 | 9,110.72 | - | 9,110.72 |
| Exchange traded funds | 22,056.11 | - | 22,056.11 | 22,708.03 | - | 22,708.03 |
| Stocks | 236,418.70 | - | 236,418.70 | 203,724.22 | - | 203,724.22 |
| American depository receipts | 52.39 | - | 52.39 | 43.73 | - | 43.73 |
| | 303,644.89 | - | 303,644.89 | 288,306.57 | - | 288,306.57 |

¹Combined in CAD

U.S. dollar amounts are totalled in Canadian dollars where applicable.

²Owned cash/securities

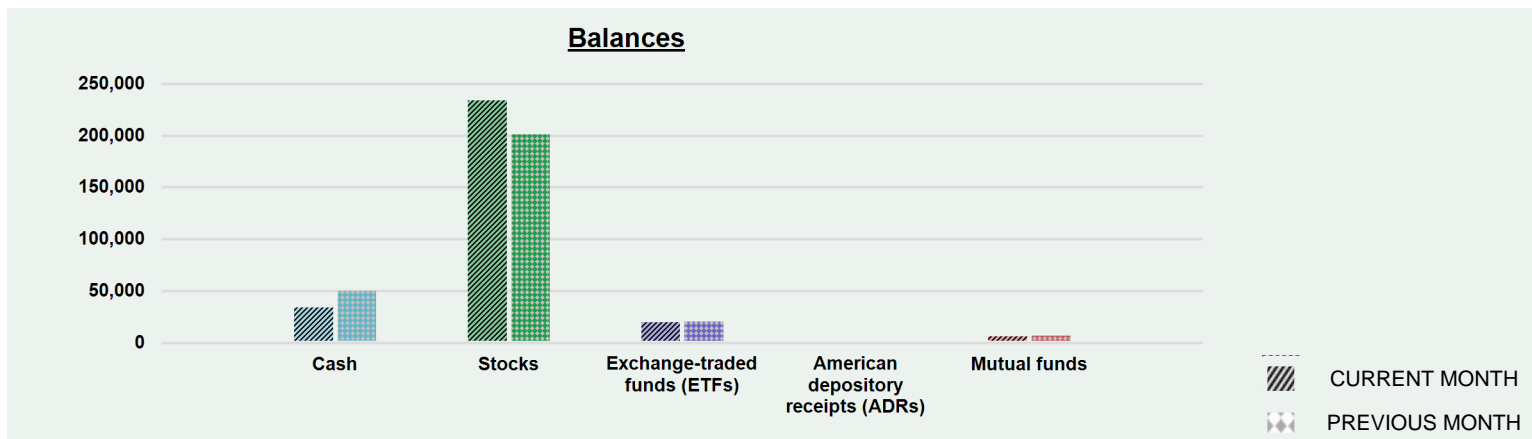
All assets including cash and securities owned (long positions).

³Borrowed cash/ securities shorted

All liabilities including cash, securities borrowed, and any written options.

⁴Total

The combined total of CAD and USD (if applicable) holdings in your account.





01. SUMMARY

Total Book Cost

Combined in (CAD)¹

| | CURRENT MONTH | PREVIOUS MONTH | | CURRENT MONTH | PREVIOUS MONTH |
|--------------------|---------------|----------------|---------------------|---------------|----------------|
| Total Market Value | 267,070.10 | 235,586.70 | Total Position Cost | 227,915.23 | 211,006.91 |
| Total Cash | 36,574.79 | 52,719.86 | Total Cash | 36,574.79 | 52,719.86 |
| Total | 303,644.89 | 288,306.57 | Total | 264,490.02 | 263,726.78 |

¹Combined in CAD

U.S. dollar amounts are totalled in Canadian dollars where applicable.

If one or more positions in your account has a position cost that was unable to be determined that position cost was considered as zero for the purposes of this summation.

01. SUMMARY

Balance Changes

Combined in (CAD)¹

| | CURRENT MONTH | YEAR TO DATE | LAST YEAR | SINCE OPENED |
|--------------------------------|-------------------|-------------------|-------------------|-------------------|
| Opening balance | 288,306.57 | 288,306.57 | 273,758.62 | - |
| Deposits | - | - | 50,932.00 | 275,312.64 |
| Withdrawals | - | - | (32,000.00) | (58,542.07) |
| Change in balance ² | 15,338.32 | 15,338.32 | (4,384.06) | 86,874.31 |
| Closing balance | 303,644.89 | 303,644.89 | 288,306.57 | 303,644.89 |

¹Combined in CAD

U.S. dollar amounts are totalled in Canadian dollars where applicable using the current month FX rate.

²Change in balance

Determined using the following formula:

A - B - C + D

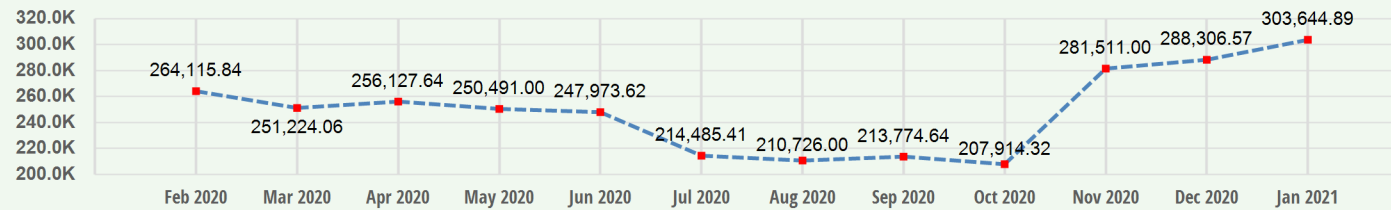
A = the market value of all cash and securities at the end of the period (e.g. current month, YTD, 2012, or since opened).

B = the market value of all cash and securities at the beginning of the period (e.g. current month, YTD, 2012, or since opened).

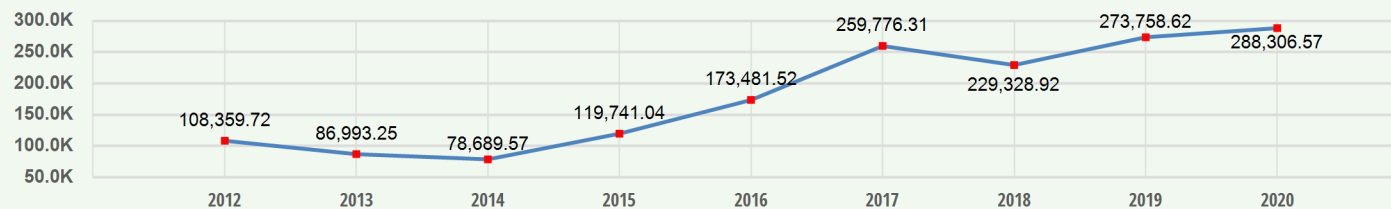
C = the market value of all deposits and transfers-in of cash and securities.

D = the market value of all withdrawals and transfers-out of cash and securities.

Closing balance (last 12 months)



Closing balance (yearly)



02. PERFORMANCE

Investment return

Combined in (CAD)¹

| | CURRENT MONTH | 3 MONTHS | 6 MONTHS | YEAR TO DATE | ONE YEAR | 3 YEARS | 5 YEARS | SINCE OPENED |
|--|---------------|----------|----------|--------------|----------|---------|---------|--------------|
| Money-weighted total return ² | 5.3 | 17.4 | 15.7 | 5.3 | 0.3 | 3.5 | 12.5 | 6.1 |

¹Combined in CAD: U.S. dollar amounts are totalled in Canadian dollars where applicable.

²Money-weighted total return: Tracks all elements affecting your account performance over a specified period of time, expressed as a percentage. Includes cash movements (i.e. deposits/withdrawals and transfers in/out), as well as the total percentage return on your investments, net of charges.

How cash movements are calculated in your return:

- Cash inflows and outflows for all periods are based on the net change in cash as of the middle of each month.

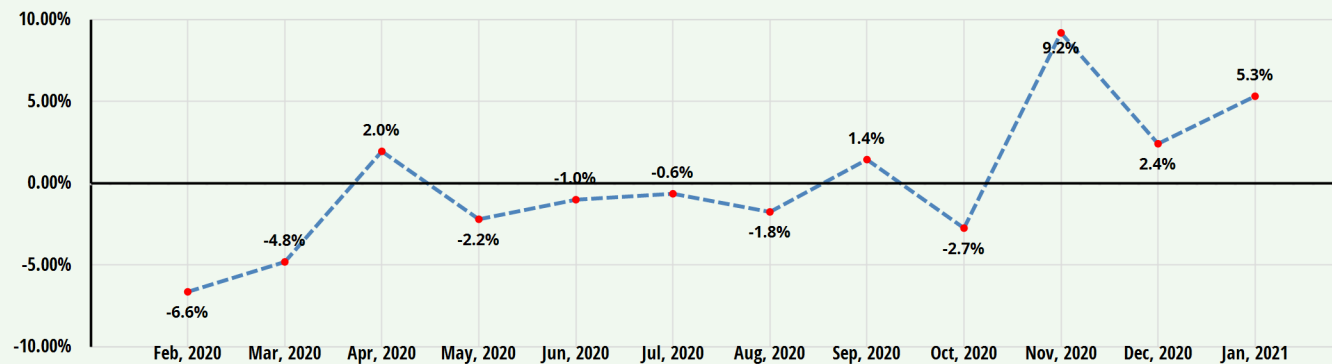
How total percentage return on your investments is calculated:

- The cumulative realized and unrealized capital gains and losses of an investment, plus income from the investment over a period of time, expressed as a percentage.

A dash (-) indicates that the money-weighted total return could not be calculated or was not calculated because the initial deposit was in the middle of the period.

Note: investment return uses a money-weighted total return calculation. In some instances, underlying values may not be correct. Please cross reference these calculations with your records to ensure accuracy. When securities are included and the market value was undetermined, these securities are assigned a \$0 value for calculation purposes only.

Investment return (last 12 months)

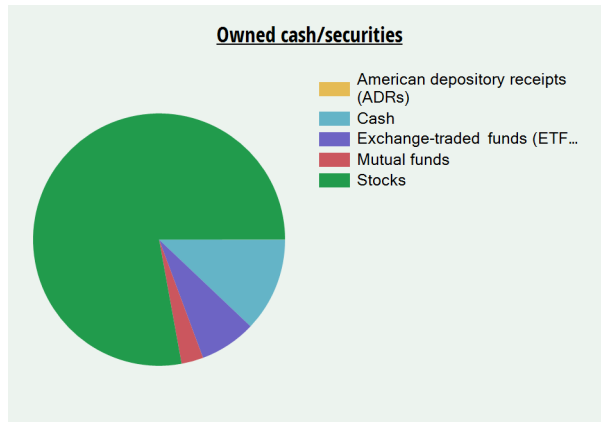


03. INVESTMENT DETAILS

Allocation of owned cash/securities¹

Combined in (CAD)²

| | ALLOCATION(%) ³ | MARKET VALUE (\$) ⁴ |
|-------------------------------------|----------------------------|--------------------------------|
| Cash | 12.0 | 36,574.8 |
| Stocks | 77.9 | 236,418.7 |
| Mutual funds | 2.8 | 8,542.9 |
| Exchange-traded funds (ETFs) | 7.3 | 22,056.1 |
| American depository receipts (ADRs) | - | 52.4 |
| | 100.0 | 303,644.9 |



¹Allocation of owned cash/securities

All assets including cash and securities owned (long positions).

²Combined in CAD

U.S. dollar amounts are totalled in Canadian dollars where applicable.

³Allocation (%)

The portfolio mix of your investments expressed as a percentage.

⁴Market value (\$)

Securities are generally valued using the most recent quoted price from an exchange as of the date of the statement. For an explanation of market value, including illiquid or non-exchange traded securities, please refer to the disclosures at the end of this statement.

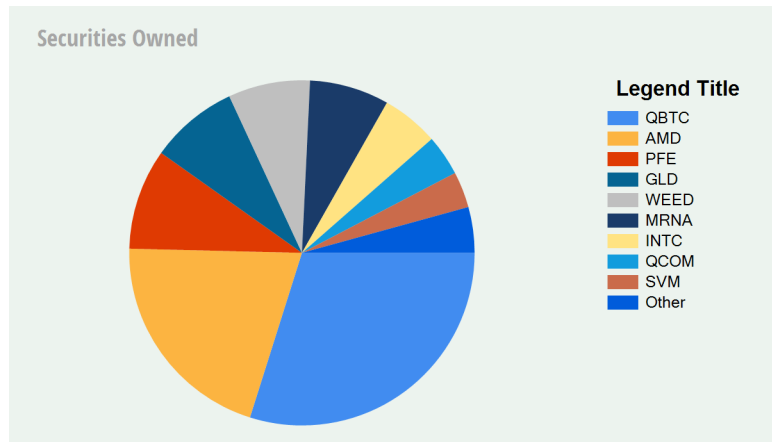
⁵Allocation of borrowed cash/securities shorted

All liabilities including cash, securities borrowed, and any written options.

Securities Owned

Combined in (CAD)¹

| | ALLOCATION (%) ² | MARKET VALUE (\$)³ |
|--|-----------------------------|--------------------|
| THE BITCOIN FUND CLASS A UNITS (QBTC) | 29.9 | 79,760.1 |
| ADVANCED MICRO DEVICES INC COM (AMD) | 20.5 | 54,805.6 |
| PFIZER INC (PFE) | 9.4 | 25,223.1 |
| SPDR GOLD TR GOLD SHS (GLD) | 8.3 | 22,056.1 |
| CANOPY GROWTH CORPORATION COMMON SHARES (WEED) | 7.7 | 20,460.0 |
| MODERNA INC COMMON STOCK (MRNA) | 7.4 | 19,895.3 |
| INTEL CORP (INTC) | 5.3 | 14,246.8 |
| QUALCOMM INC (QCOM) | 3.8 | 10,178.6 |
| SILVERCORP METALS INC (SVM) | 3.4 | 9,020.0 |
| Other | 4.3 | 11,424.5 |
| | 100.0 | 267,070.1 |



03. INVESTMENT DETAILS

¹Combined in CAD

U.S. dollar amounts are totalled in Canadian dollars where applicable.

²Allocation (%)

The portfolio mix of your investments expressed as a percentage.

³Market value (\$)

Securities are generally valued using the most recent quoted price from an exchange as of the date of the statement. For an explanation of market value, including illiquid or non-exchange traded securities, please refer to the disclosures at the end of this statement. In RESP accounts, the market value of any securities you own in U.S. dollars are converted and displayed in Canadian dollars.

⁴Securities shorted

All securities that you borrowed and any written options.



ACCOUNT STATEMENT

Cash

03. INVESTMENT DETAILS

¹Combined in CAD

U.S. dollar amounts are totalled in Canadian dollars where applicable.

| | CURRENT MONTH | | | PREVIOUS MONTH | | |
|-------|---------------|-----------|------------------------------|----------------|-----------|------------------------------|
| | CAD | USD | Combined in CAD ¹ | CAD | USD | Combined in CAD ¹ |
| Owned | 12,783.94 | 18,618.60 | 36,574.79 | 21,159.94 | 24,785.93 | 52,719.86 |
| | 12,783.94 | 18,618.60 | 36,574.79 | 21,159.94 | 24,785.93 | 52,719.86 |

03. INVESTMENT DETAILS

Stocks owned

| | CURRENT MONTH | | | PREVIOUS MONTH | | |
|-------------------|------------------------|------------------------|-----------------|------------------------|------------------------|-----------------|
| | Securities held in CAD | Securities held in USD | Combined in CAD | Securities held in CAD | Securities held in USD | Combined in CAD |
| Market Value (\$) | 29,931.73 | 161,595.69 | 236,418.70 | 12,958.89 | 149,819.63 | 203,724.22 |

| Symbol | Description | Cost basis ¹ | Qty ¹ | Segr. ¹ | Cost/share | Pos. cost ¹ | Mkt. price ¹ | Mkt. value ¹ | P&L ¹ | % return ¹ | % port. ¹ |
|------------------------|---|-------------------------|------------------|--------------------|------------|------------------------|-------------------------|-------------------------|------------------|-----------------------|----------------------|
| Securities held in CAD | | | | | | | | | | | |
| AUSA | AUSTRALIS CAP INC COM | BK | 62.00 | 62.00 | 2.93 | 181.66 | 0.40 | 24.80 | -156.86 | -86.35 | 0.01 |
| AW.UN | A&W REVENUE ROYALTIES INCOME FUND TRUST UNITS | BK | 1.00 | 1.00 | 41.82 | 41.82 | 30.70 | 30.70 | -11.12 | -26.59 | 0.01 |
| CNR | CANADIAN NATIONAL RAILWAY CO | BK | 1.00 | 1.00 | 84.73 | 84.73 | 129.24 | 129.24 | 44.51 | 52.53 | 0.05 |
| WEED | CANOPY GROWTH CORPORATION COMMON SHARES | BK | 400.00 | 400.00 | 25.48 | 10,193.30 | 51.15 | 20,460.00 | 10,266.70 | 100.72 | 7.66 |
| CWB | CANADIAN WESTERN BANK | BK | 1.00 | 1.00 | 33.66 | 33.66 | 28.30 | 28.30 | -5.36 | -15.92 | 0.01 |
| FTS | FORTIS INC | BK | 1.00 | 1.00 | 42.53 | 42.53 | 51.70 | 51.70 | 9.17 | 21.56 | 0.02 |
| GENE.H | INVICTUS MD STRATEGIES CORP COM | BK | 4,500.00 | 4,500.00 | 1.61 | 7,246.89 | 0.03 | 115.20 | -7,131.69 | -98.41 | 0.04 |
| NA | NATIONAL BANK OF CANADA | BK | 1.00 | 1.00 | 63.11 | 63.11 | 71.79 | 71.79 | 8.68 | 13.75 | 0.03 |
| P043385 | PODA TECHNOLOGIES LTD COM NEW | BK | 998.00 | 998.00 | 0.00 | 0.00 | - | - | - | 0 | - |
| SVM | SILVERCORP METALS INC | BK | 1,100.00 | 1,100.00 | 7.61 | 8,373.80 | 8.20 | 9,020.00 | 646.20 | 7.72 | 3.38 |

| Symbol | Description | Cost basis ¹ | Qty ¹ | Segr. ¹ | Cost/share | Pos. cost ¹ | Mkt. price ¹ | Mkt. value ¹ | P&L ¹ | % return ¹ | % port. ¹ |
|------------------------|--------------------------------|-------------------------|------------------|--------------------|------------|------------------------|-------------------------|-------------------------|------------------|-----------------------|----------------------|
| Securities held in USD | | | | | | | | | | | |
| AMKR | AMKOR TECHNOLOGY INC | BK | 1.00 | 1.00 | 10.51 | 10.51 | 15.51 | 15.51 | 5.00 | 47.57 | 0.01 |
| AMD | ADVANCED MICRO DEVICES INC COM | BK | 501.00 | 501.00 | 86.47 | 43,321.56 | 85.61 | 42,890.61 | -430.95 | -0.99 | 20.52 |
| BAC | BANK OF AMERICA CORP | BK | 1.00 | 1.00 | 16.44 | 16.44 | 29.60 | 29.60 | 13.16 | 80.05 | 0.01 |
| C | CITIGROUP INC COM | BK | 1.00 | 1.00 | 49.48 | 49.48 | 57.97 | 57.97 | 8.49 | 17.16 | 0.03 |
| CSCO | CISCO SYSTEMS INC | BK | 1.00 | 1.00 | 31.01 | 31.01 | 44.57 | 44.57 | 13.56 | 43.73 | 0.02 |
| DAL | DELTA AIR LINES INC DEL COM | BK | 1.00 | 1.00 | 28.78 | 28.78 | 37.94 | 37.94 | 9.16 | 31.83 | 0.02 |
| GIS | GENERAL MILLS INC | BK | 1.00 | 1.00 | 48.73 | 48.73 | 58.08 | 58.08 | 9.35 | 19.19 | 0.03 |
| INTC | INTEL CORP | BK | 201.00 | 201.00 | 50.46 | 10,143.14 | 55.47 | 11,149.47 | 1,006.33 | 9.92 | 5.33 |
| MA | MASTERCARD INCORPORATED | BK | 1.00 | 1.00 | 199.26 | 199.26 | 316.01 | 316.01 | 116.75 | 58.59 | 0.15 |
| MDLZ | MONDELEZ INTERNATIONAL INC COM | BK | 1.00 | 1.00 | 42.30 | 42.30 | 55.41 | 55.41 | 13.11 | 30.99 | 0.03 |

¹Investment details

Cost basis:

- **Book cost (BK):** The cost of a security adjusted by any corporate actions, reinvested dividends, and return of capital.
- **Historical Market value (HMV):** The historical market value of the security is used to estimate some or all of its book cost.
- **Historical Market value date (HMVD):** The market value of the security on October 30, 2015 was used to estimate some or all of its book cost.
- **Non-determinable (ND):** The security is not included in your % portfolio calculation because the cost basis cannot be determined.

Quantity (Qty.): The quantity for each security may include fractional shares which are shown in decimals.

Segregated (Segr.): fully paid securities that require no reimbursement to Questrade.

Position cost (Pos. cost): the cost of the position.

Market price (Mkt. price)/Market value (Mkt. value): the price at which a security is trading and could presumably be purchased or sold.

Market value may include accrued interest. A letter to the right of the market value means: E: we have estimated the market value of the security

N: the market value of the security cannot be determined

For an explanation of market price, including illiquid or non-exchange traded securities, please refer to the disclosures at the end of this statement.

In RESP accounts, the market value of any securities you own in U.S. dollars are converted and displayed in Canadian dollars.

P&L: the market value minus the position cost.

% portfolio (% port.): the value of the security divided by the value of all owned positions in your account. Shorted positions are not included in this calculation.

Note: Continue reading on glossary page

Current month FX rate: \$1.00 USD = \$1.2778 CAD
Previous month FX rate: \$1.00 USD = \$1.2733 CAD
Account #: 26622580
Current month: January 29, 2021

| Symbol | Description | Cost basis ¹ | Qty ¹ | Segr. ¹ | Cost/share | Pos. cost ¹ | Mkt. price ¹ | Mkt. value ¹ | P&L ¹ | % return ¹ | % port. ¹ |
|------------------------|--------------------------------|-------------------------|------------------|--------------------|------------|------------------------|-------------------------|-------------------------|------------------|-----------------------|----------------------|
| Securities held in USD | | | | | | | | | | | |
| MRNA | MODERNA INC COMMON STOCK | BK | 90.00 | 90.00 | 113.32 | 10,199.07 | 173.00 | 15,570.00 | 5,370.93 | 52.66 | 7.45 |
| MU | MICRON TECHNOLOGY INC | BK | 1.00 | 1.00 | 43.70 | 43.70 | 78.24 | 78.24 | 34.54 | 79.04 | 0.04 |
| NVDA | NVIDIA CORP | BK | 1.00 | 1.00 | 147.98 | 147.98 | 519.04 | 519.04 | 371.06 | 250.75 | 0.25 |
| PFE | PFIZER INC | BK | 550.00 | 550.00 | 39.76 | 21,867.18 | 35.89 | 19,739.50 | -2,127.68 | -9.73 | 9.44 |
| QCOM | QUALCOMM INC | BK | 51.00 | 51.00 | 149.62 | 7,630.67 | 156.19 | 7,965.69 | 335.02 | 4.39 | 3.81 |
| STX | SEAGATE TECHNOLOGY PLC | BK | 1.00 | 1.00 | 51.27 | 51.27 | 66.06 | 66.06 | 14.79 | 28.85 | 0.03 |
| QBTC | THE BITCOIN FUND CLASS A UNITS | BK | 1,600.00 | 1,600.00 | 24.43 | 39,079.99 | 39.01 | 62,419.84 | 23,339.85 | 59.72 | 29.86 |
| VTRS | VIATRIS INC COMMON STOCK | BK | 31.00 | 31.00 | 16.18 | 501.55 | 16.96 | 525.76 | 24.21 | 4.83 | 0.25 |
| WDC | WESTERN DIGITAL CORP | BK | 1.00 | 1.00 | 84.82 | 84.82 | 56.39 | 56.39 | -28.43 | -33.52 | 0.03 |

03. INVESTMENT DETAILS

Exchange-traded funds (ETFs) owned

| CURRENT MONTH | | | PREVIOUS MONTH | | |
|------------------------|------------------------|-----------------|------------------------|------------------------|-----------------|
| Securities held in CAD | Securities held in USD | Combined in CAD | Securities held in CAD | Securities held in USD | Combined in CAD |
| Market Value (\$) | 17,261.00 | 22,056.11 | | 17,834.00 | 22,708.03 |

| Symbol | Description | Cost basis ¹ | Qty ¹ | Segr. ¹ | Cost/share | Pos. cost ¹ | Mkt. price ¹ | Mkt. value ¹ | P&L ¹ | % return ¹ | % port. ¹ |
|------------------------|-----------------------|-------------------------|------------------|--------------------|------------|------------------------|-------------------------|-------------------------|------------------|-----------------------|----------------------|
| Securities held in USD | | | | | | | | | | | |
| GLD | SPDR GOLD TR GOLD SHS | BK | 100.00 | 100.00 | 176.23 | 17,622.50 | 172.61 | 17,261.00 | -361.50 | -2.05 | 8.26 |

¹Investment details

Cost basis:

- **Book cost (BK):** The cost of a security adjusted by any corporate actions, reinvested dividends, and return of capital.
- **Historical Market value (HMV):** The historical market value of the security is used to estimate some or all of its book cost.
- **Historical Market value date (HMVD):** The market value of the security on October 30, 2015 was used to estimate some or all of its book cost.
- **Non-determinable (ND):** The security is not included in your % portfolio calculation because the cost basis cannot be determined.

Quantity (Qty.): The quantity for each security may include fractional shares which are shown in decimals.

Segregated (Segr.): fully paid securities that require no reimbursement to Questrade.

Position cost (Pos. cost): the cost of the position.

Market price (Mkt. price)/Market value (Mkt. value): the price at which a security is trading and could presumably be purchased or sold.

Market value may include accrued interest.

A letter to the right of the market value means:

E: we have estimated the market value of the security

N: the market value of the security cannot be determined

For an explanation of market price, including illiquid or non-exchange traded securities, please refer to the disclosures at the end of this statement.

In RESP accounts, the market value of any securities you own in U.S. dollars are converted and displayed in Canadian dollars.

P&L: the market value minus the position cost.

% portfolio (% port.): the value of the security divided by the value of all owned positions in your account. Shorted positions are not included in this calculation.

Note: Continue reading on glossary page

**American depository receipts (ADRs)
owned**

03. INVESTMENT DETAILS

¹Investment details

| | CURRENT MONTH | | | PREVIOUS MONTH | | |
|-------------------|------------------------|------------------------|-----------------|------------------------|------------------------|-----------------|
| | Securities held in CAD | Securities held in USD | Combined in CAD | Securities held in CAD | Securities held in USD | Combined in CAD |
| Market Value (\$) | | 41.00 | 52.39 | | 34.34 | 43.73 |

| Symbol | Description | Cost basis ¹ | Qty ¹ | Segr. ¹ | Cost/share | Pos. cost ¹ | Mkt. price ¹ | Mkt. value ¹ | P&L ¹ | % return ¹ | % port. ¹ |
|------------------------|---------------------------------------|-------------------------|------------------|--------------------|------------|------------------------|-------------------------|-------------------------|------------------|-----------------------|----------------------|
| Securities held in USD | | | | | | | | | | | |
| BZUN | BAOZUN INC AMERICAN DEPOSITARY SHARES | BK | 1.00 | 1.00 | 36.18 | 36.18 | 41.00 | 41.00 | 4.82 | 13.32 | 0.02 |

Cost basis:

- **Book cost (BK):** The cost of a security adjusted by any corporate actions, reinvested dividends, and return of capital.
- **Historical Market value (HMV):** The historical market value of the security is used to estimate some or all of its book cost.
- **Historical Market value date (HMVD):** The market value of the security on October 30, 2015 was used to estimate some or all of its book cost.
- **Non-determinable (ND):** The security is not included in your % portfolio calculation because the cost basis cannot be determined.

Quantity (Qty.): The quantity for each security may include fractional shares which are shown in decimals.

Segregated (Segr.): fully paid securities that require no reimbursement to Questrade.

Position cost (Pos. cost): the cost of the position.

Market price (Mkt. price)/Market value (Mkt. value): the price at which a security is trading and could presumably be purchased or sold.

Market value may include accrued interest. A letter to the right of the market value means:
E: we have estimated the market value of the security

N: the market value of the security cannot be determined

For an explanation of market price, including illiquid or non-exchange traded securities, please refer to the disclosures at the end of this statement.

In RESP accounts, the market value of any securities you own in U.S. dollars are converted and displayed in Canadian dollars.

P&L: the market value minus the position cost.

% portfolio (% port.): the value of the security divided by the value of all owned positions in your account. Shorted positions are not included in this calculation.

Note: Continue reading on glossary page

03. INVESTMENT DETAILS

Mutual Funds owned

| | CURRENT MONTH | | | PREVIOUS MONTH | | |
|-------------------|------------------------|------------------------|-----------------|------------------------|------------------------|-----------------|
| | Securities held in CAD | Securities held in USD | Combined in CAD | Securities held in CAD | Securities held in USD | Combined in CAD |
| Market Value (\$) | 8,542.90 | | 8,542.90 | 9,110.72 | | 9,110.72 |

| Symbol | Description | Cost basis ¹ | Qty ¹ | Segr. ¹ | Cost/share | Pos. cost ¹ | Mkt. price ¹ | Mkt. value ¹ | P&L ¹ | % return ¹ | % port. ¹ |
|------------------------|---|-------------------------|------------------|--------------------|------------|------------------------|-------------------------|-------------------------|------------------|-----------------------|----------------------|
| Securities held in CAD | | | | | | | | | | | |
| SPPP | SPROTT PHYSICAL PLATINUM AND PALLADIUM TRUST UNIT | BK | 401.00 | 401.00 | 21.21 | 8,506.44 | 21.30 | 8,542.90 | 36.46 | 0.43 | 3.20 |

¹Investment details

Cost basis:

- **Book cost (BK):** The cost of a security adjusted by any corporate actions, reinvested dividends, and return of capital.
- **Historical Market value (HMV):** The historical market value of the security is used to estimate some or all of its book cost.
- **Historical Market value date (HMVD):** The market value of the security on October 30, 2015 was used to estimate some or all of its book cost.
- **Non-determinable (ND):** The security is not included in your % portfolio calculation because the cost basis cannot be determined.

Quantity (Qty.): The quantity for each security may include fractional shares which are shown in decimals.

Segregated (Segr.): fully paid securities that require no reimbursement to Questrade.

Position cost (Pos. cost): the cost of the position.

Market price (Mkt. price)/Market value (Mkt. value): the price at which a security is trading and could presumably be purchased or sold.

Market value may include accrued interest. A letter to the right of the market value means:
E: we have estimated the market value of the security

N: the market value of the security cannot be determined

For an explanation of market price, including illiquid or non-exchange traded securities, please refer to the disclosures at the end of this statement.

In RESP accounts, the market value of any securities you own in U.S. dollars are converted and displayed in Canadian dollars.

P&L: the market value minus the position cost.

% portfolio (% port.): the value of the security divided by the value of all owned positions in your account. Shorted positions are not included in this calculation.

Note: Continue reading on glossary page

04. ACTIVITY DETAILS
Cash changes

| | CURRENT MONTH | | | YEAR TO DATE | | |
|---|---------------|------------|--------------------------------|--------------|------------|--------------------------------|
| | CAD | USD | Combined in (CAD) ¹ | CAD | USD | Combined in (CAD) ¹ |
| Opening balance | 21,159.94 | 24,785.93 | 52,719.86 | 21,159.94 | 24,785.93 | 52,719.86 |
| Sales | - | - | - | - | - | - |
| Purchases | (8,360.00) | (6,163.00) | (16,235.08) | (8,360.00) | (6,163.00) | (16,235.08) |
| Interest ² | - | - | - | - | - | - |
| Dividends ² | 0.39 | 1.14 | 1.85 | 0.39 | 1.14 | 1.85 |
| Deposits ² | - | - | - | - | - | - |
| Withdrawals | - | - | - | - | - | - |
| Dividend reinvestment ² | - | - | - | - | - | - |
| FX conversion ² | - | - | - | - | - | - |
| Transfers ² | - | - | - | - | - | - |
| Corporate actions ² | - | - | - | - | - | - |
| Commission ² | (13.80) | (5.47) | (20.79) | (13.80) | (5.47) | (20.79) |
| Fees And Rebates | - | - | - | - | - | - |
| Other transactions ² | (2.59) | - | (2.59) | (2.59) | - | (2.59) |
| Change in starting cash from exchange rate ² | - | - | 111.54 | - | - | 111.54 |
| Closing balance | 12,783.94 | 18,618.60 | 36,574.79 | 12,783.94 | 18,618.60 | 36,574.79 |

¹Combined in CAD

U.S. dollar amounts are totalled in Canadian dollars where applicable.

²Activity details

Interest: the balance of interest earned and paid.

Dividends: the balance of dividends earned and paid.

Deposits: the net amount of money put into the account during the month.

Commissions: the balance of commissions paid and rebated.

Dividend reinvestment: the amount of cash invested through a dividend reinvestment plan (DRIP).

FX conversion: the net amount of cash converted between CAD and USD.

Transfers: the value of assets transferred in and out of your account.

Corporate actions: the balance of cash earned and paid through non exchange events. E.g. option exercises and assignments, stock splits, mergers, acquisitions, rights issues, spin-offs, etc.

Other transactions: the balance of fees paid and rebated that are not categorized elsewhere.

Change in starting cash from exchange rate: the change in value of USD cash you hold after converting it to CAD.



04. ACTIVITY DETAILS

¹Combined in CAD

U.S. dollar amounts are totalled in Canadian dollars where applicable.

Investment income

| Earned | CURRENT MONTH | | | YEAR TO DATE | | |
|----------|---------------|-------------|------------------------------|--------------|-------------|------------------------------|
| | CAD | USD | Combined in CAD ¹ | CAD | USD | Combined in CAD ¹ |
| Dividend | 0.39 | 1.14 | 1.85 | 0.39 | 1.14 | 1.85 |
| Interest | - | - | - | - | - | - |
| | 0.39 | 1.14 | 1.85 | 0.39 | 1.14 | 1.85 |



04. ACTIVITY DETAILS

¹Combined in CAD

U.S. dollar amounts are totalled in Canadian dollars where applicable.

Fees and rebates

| | CURRENT MONTH | | | YEAR TO DATE | | |
|------------------|---------------|-----|--------------------------------|---------------|-----|--------------------------------|
| | CAD | USD | Combined in (CAD) ¹ | CAD | USD | Combined in (CAD) ¹ |
| Market data fees | (2.59) | - | (2.59) | (2.59) | - | (2.59) |
| | (2.59) | - | (2.59) | (2.59) | - | (2.59) |

04. ACTIVITY DETAILS

Transactions

¹Activity details

Transaction date (Trans. date): the date a transaction occurred.

Settle date: the date cash moved in or out of your account. Stock trades generally settle in two business days and options in one day. The settle date impacts interest paid and received.

Restricted share terms:

SUB-VTG: subordinate voting shares

REST-VTG: restricted voting shares

NON-VTG: non-voting shares

Quantity (Qty.): The quantity for each security may include fractional shares which are shown in decimals.

Gross: the total before any commission.

Commission (Com.): the total commission incurred on the trade.

Net: the total after commission is paid.

| Trans Date. ¹ | Settle Date. ¹ | Activity type | Symbol | Description | CAD | | | | | USD | | | |
|--------------------------|---------------------------|---------------|--------|---|-------------------|-------|---------------------|-------------------|------------------|--------|---------------------|-------------------|------------------|
| | | | | | Qty. ¹ | Price | Gross. ¹ | Com. ¹ | Net ¹ | Price | Gross. ¹ | Com. ¹ | Net ¹ |
| | | | | Opening balance | - | - | - | - | 21,159.94 | - | - | - | 24,785.93 |
| 01-04-2021 | 01-04-2021 | Fee | | DEC IQ DATA FEE GST/HST | - | - | - | - | (2.59) | - | - | - | - |
| 01-04-2021 | 01-04-2021 | Fee | | DEC IQ DATA FEE REBATE | - | - | - | - | 19.95 | - | - | - | - |
| 01-04-2021 | 01-04-2021 | Fee | | DEC IQ DATA FEE | - | - | - | - | (19.95) | - | - | - | - |
| 01-06-2021 | 01-06-2021 | DIV | STX | SEAGATE TECHNOLOGY PLC CASH DIV ON 1 SHS REC 12/23/20 PAY 01/06/21 NON-RES TAX WITHHELD | - | - | - | - | - | - | - | - | 0.51 |
| 01-07-2021 | 01-07-2021 | DIV | .CWB | CANADIAN WESTERN BANK CASH DIV ON 1 SHS REC 12/17/20 PAY 01/07/21 | - | - | - | - | 0.29 | - | - | - | - |
| 01-07-2021 | 01-07-2021 | DIV | AMKR | AMKOR TECHNOLOGY INC CASH DIV ON 1 SHS REC 12/18/20 PAY 01/07/21 | - | - | - | - | - | - | - | - | 0.04 |
| 01-14-2021 | 01-14-2021 | DIV | MDLZ | MONDELEZ INTERNATIONAL INC COM CASH DIV ON 1 SHS REC 12/31/20 PAY 01/14/21 NON-RES TAX WITHHELD | - | - | - | - | - | - | - | - | 0.28 |
| 01-20-2021 | 01-20-2021 | DIV | CSCO | CISCO SYSTEMS INC CASH DIV ON 1 SHS REC 01/05/21 PAY 01/20/21 NON-RES TAX WITHHELD | - | - | - | - | - | - | - | - | 0.31 |
| 01-20-2021 | 01-22-2021 | Buy | | THE BITCOIN FUND CLASS A UNITS WE ACTED AS AGENT AVG PRICE - ASK US FOR DETAILS | 150 | - | - | - | - | 41.087 | (6,163.00) | (5.47) | (6,168.47) |
| 01-26-2021 | 01-28-2021 | Buy | .SVM | SILVERCORP METALS INC WE ACTED AS AGENT | 1,100 | 7.600 | (8,360.00) | (13.80) | (8,373.80) | - | - | - | - |
| 01-29-2021 | 01-29-2021 | | .AW.UN | A&W REVENUE ROYALTIES INCOME FUND TRUST UNITS DIST ON 1 SHS REC 12/31/20 PAY 01/29/21 | - | - | - | - | 0.10 | - | - | - | - |
| | | | | Closing balance | - | - | - | - | 12,783.94 | - | - | - | 18,618.60 |

Glossary

Deferred sales charge (DSC): A fee charged by the mutual fund company when the investment is redeemed early. Learn more by reading the documents provided by the mutual fund company.

Accrued interest (Accr. int.): Interest income accumulated on a bond or loan but not yet paid. (shown when available).

% return: the profit and loss value divided by the position cost.
Note: please cross reference this calculation with your records to ensure accuracy.

For your information

Transactions this month

Transactions are displayed in chronological order. Opening and month-end balances are also shown. Transactions that settle after the date of this statement are excluded from your positions.

Transactions that have been settled at a price that is less than one tenth of one cent will be shown as having a price of - on your statement. The gross and net amounts will still show the full value of the transaction.

Security positions

Quantities listed as "shorted" indicate securities which are currently due from you. The "market value" of an exchange listed security is obtained from sources we believe to be reliable, but we do not guarantee the accuracy. For securities not listed on an exchange, or those that are traded infrequently, the value given is an estimate which may not reflect the actual price at which the security can be purchased or sold. When there is no data to indicate an estimated value, the security is priced as zero. "Segregated securities" are securities held in your account either registered in your name (SFK) or in bearer form (SEG).

Any free credit balances represent funds payable on demand which, although properly recorded in our books, are not segregated and may be used in the conduct of our business.

All plan accounts, except for RESPs, are registered with the Canada Revenue Agency for Questrade, Inc., agent for CIBC Trust Corporation or for Community Trust Company. RESP accounts are registered with the Canada Revenue Agency for Questrade, Inc., agent for CIBC Trust Corporation.

Shareholders communications (CSA National instrument 54-101) – Your instructions may be modified at any time by providing us with written notice.

The client agrees that notices made available online in our client website or sent to his/her designated email address shall be deemed received.

Price disclosure

Regarding activities that involved more than one transaction on the same security on the same side or transactions that took place on more than one marketplace, the information may be displayed on your statement in the aggregate. Details concerning the transaction will be provided upon request and without additional charge.

Member CIPF

Customers' accounts are protected by the Canadian Investor Protection Fund within specified limits. A brochure describing the nature and limits of coverage is available upon request. Our Summary Statement of Financial Position as of our most recent financial year and a list of our partners, Directors and Executives is available upon request. Our clients in British Columbia are entitled to certain additional information about us, including information about commissions and fees that we charge, and about any administrative proceedings that may relate to the firm or our staff.

Questrade, Inc. Related Party Disclosure

Questrade Wealth Management Inc. (QWM) and Questrade, Inc. are wholly owned subsidiaries of Questrade Financial Group Inc. Questrade, Inc. is a registered investment dealer, a member of the Investment Industry Regulatory Organization of Canada (IIROC) and a member of the Canadian Investor Protection Fund (CIPF), the benefits of which are limited to the activities undertaken by Questrade, Inc. QWM is not a member of IIROC or the CIPF. Questrade Wealth Management Inc. is a registered Portfolio Manager, Investment Fund Manager, and Exempt Market Dealer.

Community Trust Company is an affiliate of Questrade, Inc., a subsidiary of Questrade Financial Group Inc.

KYC Updates

Know Your Client information ("KYC") is all of the information you have told us about yourself. This includes everything from your address to your investment time horizon. You agree to update your Know Your Client information when material changes happen in your life such as a change in your job or income or a change of address or a change in your financial circumstance.

Retain this statement for income tax purposes. Check for any errors, irregularities, or omissions. If any, report them within thirty (30) days by phone or email (details below). If we do not hear from you within the allotted time, this statement is considered correct as delivered.

We reserve the right to adjust this statement for errors or omissions.

If you have any questions, please contact us:

Email: support@questrade.com
Phone (toll free within Canada): 1.888.783.7866

Questrade, Inc.
5700 Yonge Street, Unit G1 – Ground floor
Toronto, ON
M2M 4K2

For tax-related questions about the contents of this statement, please consult a tax advisor.